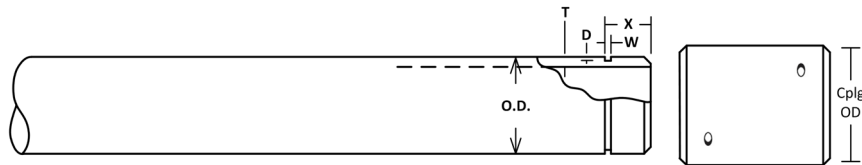


C900/905 RJ™ & RJIB™ Technical Data Sheet

Certa-Lok™ C900/C905 RJ (Joints connected with couplings) – 20 Ft Laying Length

NOM SIZE	PIPE O.D.	CPLG O.D.	MIN. WALL THICKNESS (T)				X	W	D	APPROX. WEIGHT (LB/FT)				MIN. BEND RADIUS (FT)	* MAX. STRAIGHT PULL FORCE (LB)			
			DR25	DR21	DR18	DR14				DR25	DR21	DR18	DR14		DR25	DR21	DR18	DR14
4"	4.800	5.964	—	—	0.267	0.343	3.000	0.375	0.135	—	—	2.4	3.0	100	—	—	7,800	9,800
6"	6.900	8.366	—	—	0.383	0.493	3.000	0.500	0.135	—	—	5.0	6.3	144	—	—	16,000	18,900
8"	9.050	10.947	—	—	0.503	0.646	3.163	0.500	0.145	—	—	8.6	10.7	188	—	—	23,100	24,300
10"	11.100	13.361	—	—	0.617	0.793	3.625	0.750	0.215	—	—	12.9	16.2	232	—	—	40,500	48,700
12"	13.200	15.836	—	—	0.733	0.943	3.625	0.750	0.215	—	—	18.2	23.1	275	—	—	50,500	53,800
14"	15.300	16.400	0.612	—	0.850	—	3.610	0.750	0.215	18.0	—	24.5	—	319	52,500	—	61,500	—
16"	17.400	18.624	0.696	—	0.967	—	3.610	0.750	0.215	23.2	27.7	31.7	—	363	68,500	68,500	68,500	—

Also available in Purple and Green color
Supplied with couplings
*Safety Factor = 2:1



① PVC coupling



② Fiberglass coupling

C900/C905™ RJ Pipe Products (Blue)

NOM SIZE	DR25	DR21	DR18	DR14
4"	—	—	292507	292583
6"	—	—	292286	292279
8"	special order	—	292538	292552
10"	special order	—	292255	292415
12"	special order	—	292262	292293
14"	291364	—	292537	—
16"	291302	291340	291319	—

Certa-Lok™ C900/C905 RJ Couplings

PIPE SIZE	PRESSURE VCLASS	OVERALL LENGTH	O.D.	WEIGHT (LBS)	PART NUMBER
① 4"	305	8.250	5.964	4.5	292743
① 6"	305	8.250	8.366	8.5	292309
① 8"	305	10.500	10.947	17.5	292330
① 10"	305	11.125	13.361	28.0	292316
① 12"	305	12.000	15.836	41.0	292323
② 14"	235	12.000	16.400	24.0	741296
② 16"	235	12.000	18.624	30.0	741272

① PVC coupling ② Fiberglass wound coupling (U.S. Patent # 7,108,295)

NOTE: Pipe orders are shipped with required quantity of couplings, o-ring gaskets and splines

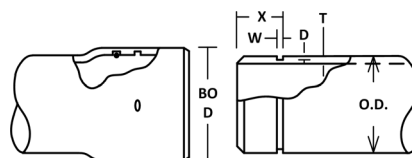
Certa-Lok™ C900 RJIB (Integral Bell - Joints connect directly together) – 20 Ft Laying Length

NOM. SIZE	PIPE O.D.	B.O.D.		MIN. WALL THICKNESS (T)		NOMINAL DIMENSIONS			APPROX. WEIGHT (LB/FT)		MIN. BEND RADIUS (FT)	* MAX. STRAIGHT PULL FORCE (LB)	
		DR18	DR14	DR18	DR14	X	W	D	DR18	DR14		DR18	DR14
4"	4.800	5.442	5.589	0.267	0.343	3.000	0.500	0.095	2.5	3.2	100	10,300	11,900
6"	6.900	7.814	8.028	0.383	0.493	3.000	0.500	0.145	5.2	6.6	144	20,100	22,300
8"	9.050	10.260	10.539	0.503	0.646	3.163	0.500	0.145	8.9	11.2	188	27,500	31,000

Also available in Purple and Green
*Safety Factor = 2:1

C900 RJIB Pipe Products (Blue)

NOM. SIZE	PART NO.	
	DR18	DR14
4"	862014	862007
6"	862038	862021
8"	862052	862045




NOTE: Pipe orders are shipped with required quantity of o-gaskets and splines

Accessories and Components

Splines & O-Ring Gaskets							
PIPE SIZE		O-RING GASKETS		SPLINES			
		DIAMETER	P/N	HEIGHT	WIDTH	LENGTH	P/N
4"	RJ	0.313	870713	0.250	0.250	18.00	865015
	RJIB	0.210	860799	0.170	0.350	18.50	865176
6"	RJ	0.313	860720	0.250	0.375	24.00	865282
	RJIB	0.210	861796				
8"	RJ	0.400	860737	0.250	0.375	32.00	865350
	RJIB	0.275	860805				
10"	RJ	0.438	860744	0.375	0.625	39.00	864742
12"	RJ	0.438	860751	0.375	0.625	46.00	867309
14"	RJ	0.438	292026	0.625	0.375	51.00	865428
16"	RJ	0.438	292002	0.625	0.375	56.00	865336



Spine insertion tool

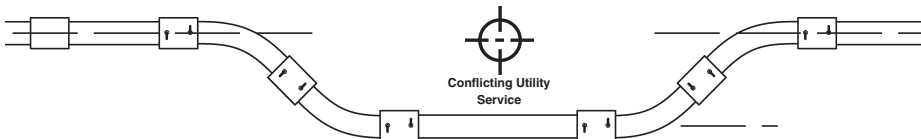


Grooving Jig with Router

Spine Insertion Tool	
PIPE SIZE	P/N
4" - 8"	707971
10" - 16"	707940

Field Grooving Tools	
DESCRIPTION	P/N
1 3/4 HP Router (110V)	860072
3/8" Router Bit (4" coupled)	860171
1/2" Router Bit (4"-8")	860188
3/4" Router Bit (10"-12")	860362
15" Beveling Bit	860904
4" RJ Grooving Jig	860256
4" RJIB Grooving Jig	Please call*
6" Grooving Jig	292361
8" Grooving Jig	860270
10" Grooving Jig	293115
12" Grooving Jig	293122
14" Grooving Jig	Please call*
16" Grooving Jig	860461

Restrained Joint PVC Pipe Sweeps							
NOM SIZE	CLASS 235 SWEEP (NO COUPLING)			CLASS 305 SWEEP (NO COUPLING)			<ul style="list-style-type: none"> Designed for use with Certa-Lok C900/RJ restrained joint PVC Municipal pipe when changes in direction are required. Manufactured from cast-iron outside diameter PVC pipe that is tested to meet or exceed the performance requirements of AWWA (American Water Works Association) standard C900 and complies with NSF Standard No. 61 for potable water services.
	90 DEG	45 DEG	22.5 DEG	90 DEG	45 DEG	22.5 DEG	
4"	292798	292835	292873	292927	292972	293023	
6"	292453	292842	292880	292934	292989	293030	
8"	292804	292859	292897	292941	292996	293047	
10"	292811	292378	292903	292958	293009	292385	
12"	292828	292866	292910	292965	293016	293054	



* Customer Service 1-866-CT4-PIPE

Standard and Certification Compliance											
SUBJECT AREA	APPLICABLE STANDARD / CERTIFICATION	4"		6"		8"		10"	12"	14"	16"
		RJ	RJIB	RJ	RJIB	RJ	RJIB			RJ	
Product Standard	AWWA C900	✓	✓	✓	✓	✓	✓	✓	✓		
	AWWA C905									✓	✓
Pipe Compound	ASTM D1784, Cell Class 12454	✓	✓	✓	✓	✓	✓	✓	✓	✓	✓
Hydrostatic Design Basis	ASTM D2837 / HDB400	✓	✓	✓	✓	✓	✓	✓	✓	✓	✓
O-Ring Gasket	ASTM F477	✓	✓	✓	✓	✓	✓	✓	✓	✓	✓
Drinking Water	NSF Standard 61	✓	✓	✓	✓	✓	✓	✓	✓	✓	✓
Underground Fire Protection Systems (Restrained Joint)	UL 1285	✓		✓		✓		① ✓	① ✓		
Underground Fire Protection Systems (Using Thrust Blocks)	UL 1285							② ✓	② ✓		

① DR18 only ② DR14 only